






		Final Results					
RANKI	TEAM	NAME	A	B	C	POINTS	RANKING
1	 NED	NETHERLANDS	86,02	186,39	9,85	282,26	1
		39 *GOSSCHALK Benny	47.36	100.08	1.65		
		41 *VAN TERGOUW Mieke	38.66	(121.38)	(11.97)		
		42 *VERSTAPPEN Harrie	(49.41)	86.31	8.20		
2	 HUN	HUNGARY	88,19	188,37	9,66	286,22	2
		67 *L Z R Vilmos	42.62	(197.23)	3.66		
		68 *L Z R Zolt n	45.57	89.59	(13.02)		
		70 *SELYBEN Zsolt	(52.35)	98.78	6.00		
3	 GER	GERMANY	94,59	202,08	9,68	306,35	3
		27 *HUBER Rudolf	52.61	(121.08)	(14.73)		
		28 *SCHR DER Hans-Georg	(54.91)	98.38	3.00		
		30 *WARNECK Sebastian	41.98	103.70	6.68		
4	 SUI	SWITZERLAND	100,22	197,41	9,60	307,23	4
		51 *AUER Beat	60.03	97.66	3.00		
		52 *SCHENK Beat	40.19	99.75	6.60		
		54 *W THRICH Daniel	(60.16)	(82.53)	(14.97)		
5	 ITA	ITALY	105,73	202,26	16,17	324,16	5
		34 *CORDERA Rocco	(68.61)	104.31	14.62		
		35 *DIBAK Jozsef	55.17	(110.95)	1.55		
		36 *FUMAGALLI Claudio	50.56	97.95	(20.00)		
6	 POL	POLAND	112,89	201,62	15,04	329,55	6
		43 *BOGACZ Sebastian	(66.56)	108.86	14.92		
		44 *KACZMAREK Waldemar	54.78	(112.43)	(21.61)		
		45 *KOZLOWSKI Jacek	58.11	92.76	0.12		
7	 CZE	CZECH REPUBLIC	116,61	197,86	16,31	330,78	7
		9 *JIRGALA Ladislav	64.13	101.10	4.06		
		10 *NESVACIL Jiri	52.48	96.76	12.25		
		11 *SOUKUP Alexandr	(57.09)	(EL)	(26.98)		
8	 FRA	FRANCE	116,09	200,41	18,29	334,79	8
		20 *BOUSQUET Frederic	(62.21)	(RE)	(-)		
		21 *DUPONT Gerard	59.90	102.78	15.29		
		22 *DUTILLOY Francois	56.19	97.63	3.00		
9	 ROM	ROMANIA	116,10	210,91	14,09	341,10	9
		47 *BAJKO Tibor	62.85	107.21	(12.27)		
		48 *PAL Attila	(69.50)	(118.50)	11.09		
		49 *RACOCZI Gergo	53.25	103.70	3.00		
10	 SVK	SLOVAKIA	125,44	205,62	14,81	345,87	10
		55 *GASPAR Pavol	(67.71)	(106.52)	(26.51)		
		56 *HROUDA Josef	60.67	103.04	7.00		
		57 *MATUSKA Miroslav	64.77	102.58	7.81		
11	 LUX	LUXEMBOURG	129,29	201,56	15,31	346,16	11
		37 *HENKES Mathias	55.30	90.78	5.83		
		38 *MALGET Claude	73.99	110.78	9.48		
12	 USA	UNITED STATES OF AMERICA	104,83	212,91	28,84	346,58	12
		59 *CADWELL Keady	48.64	103.08	12.56		
		61 *POULIN Larry	(46.08)	(103.27)	(EL)		
		62 *SINGER Elizabeth	56.19	109.83	16.28		
13	 GBR	GREAT BRITAIN	107,64	217,47	35,33	360,44	13
		24 *BOWMAN Barnaby	49.66	109.40	13.19		
		25 *MATTHEWS David	57.98	108.07	22.14		
		26 *PICKFORD John	(75.14)	(120.56)	(26.33)		
14	 ESP	SPAIN	112,25	227,77	32,47	372,49	14
		16 *GUTIERREZ Daniel	52.35	111.78	10.74		
		17 *GUTIERREZ Miguel	(76.93)	(134.53)	21.73		
		18 *MUNOZ SANCHEZ Jorge	59.90	115.99	(29.37)		



			Final Results				
RANKI	TEAM	NAME	A	B	C	POINTS	RANKING
15	AUT 	AUSTRIA	125,69	216,32	31,27	373,28	15
		2 *LEIBETSEDER Susanne	59.26	106.80	9.08		
		3 *POINTL Rainer	(61.57)	(EL)	(25.35)		
		5 *STENITZER Fritz	66.43	109.52	22.19		
16	IRL 	IRELAND	124,29	231,96	44,27	400,52	16
		32 *CAPSTICK Barry	47.87	106.37	3.80		
		33 *ROHRSEN Folke	76.42	125.59	40.47		
17	DEN 	DENMARK	119,81	254,15	63,69	437,65	17
		13 *KLINDT Kurt	62.08	108.57	20.63		
		14 *NIELSEN Hans-Henrik	(68.74)	(111.60)	(-)		
		15 *QVIST Finn	57.73	145.58	43.06		
©DrivingProgrambyPhilippeLi nart(BEL)-philippe@lienart.com Scorer : Philippe Lienart							

OFFICIAL RESULTS 18:22

Signature President of the Jury