



































# FEI WORLD SINGLES DRIVING CHAMPIONSHIP 2010

SINGLE HORSE																								
CLT	COMPETITOR	CTRY		A - E	1		2		3		4		5		6		7		8		1-8		MARAT	
				PNTS	TIME	CLT	TIME	CLT	TIME	CLT	TIME	CLT	TIME	CLT	TIME	CLT	TIME	CLT	TIME	CLT	TIME	CLT	TIME	CLT
1	*MUSY Lucie	SUI		0.00	0:40.69	38	0:41.31	2	0:41.06	1	0:44.77	4	0:40.37	2	0:44.02	11	0:43.87	3	0:33.03	6	5:29.12	1	65.82	1
2	*BARBEY Michael	SUI		0.00	0:36.81	7	0:42.62	10	0:39.99	39	0:44.51	3	0:39.75	1	0:40.56	3	0:43.68	2	0:33.96	8	5:21.88	2	66.38	2
3	*HANSEN Anders	DEN		0.00	0:36.88	9	0:43.28	16	0:39.81	37	0:44.36	2	0:40.87	4	0:43.16	6	0:42.74	1	0:32.75	3	5:23.85	3	66.77	3
4	*SIMONSEN Ben	FIN		0.00	0:39.92	31	0:41.79	7	0:42.40	5	0:42.79	1	0:44.09	11	0:39.11	1	0:44.40	37	0:32.55	2	5:27.05	4	67.41	4
5	*CIVIDINI Cristiano	ITA		0.00	0:37.80	13	0:41.40	3	0:41.52	3	0:46.59	9	0:45.69	23	0:45.84	19	0:48.10	18	0:34.27	11	5:41.21	5	68.24	5
6	*NIELSEN Henrik Hoper	DEN		0.00	0:34.22	1	0:41.58	5	0:42.64	6	0:48.97	22	0:47.55	33	0:44.16	12	0:48.02	15	0:36.05	24	5:43.19	7	68.64	6
7	*MIKKELSEN Oivind	NOR		0.00	0:41.30	45	0:42.95	12	0:43.13	9	0:51.18	32	0:44.64	14	0:47.45	27	0:45.77	6	0:31.43	1	5:47.85	8	69.57	7
8	*PIRHOFFER Rudolf	AUT		0.00	0:38.62	18	0:40.11	1	0:43.08	8	0:44.80	44	0:47.80	35	0:42.19	5	0:47.91	13	0:35.48	20	5:39.99	9	70.00	8
9	*BRISOU Anne-Violaine	FRA		0.00	0:39.28	24	0:44.20	19	0:41.37	2	0:48.85	19	0:41.37	5	0:41.51	4	0:58.24	54	0:35.37	19	5:50.19	10	70.04	9
10	*FOLQUE Francisco	POR		0.00	0:36.32	3	0:41.87	8	0:49.97	38	0:46.80	10	0:40.52	3	0:35.69	18	0:45.18	42	0:33.91	7	5:30.26	11	70.05	10
11	*BERTRAM Ian	GBR		0.00	0:36.57	5	0:42.98	13	0:47.90	27	0:49.42	27	0:45.42	20	0:43.45	7	0:48.09	17	0:37.76	34	5:51.59	12	70.32	11
12	*HEIKINHEIMO Jouni	FIN		0.00	0:36.86	8	0:43.24	15	0:43.57	11	0:49.16	23	0:43.32	9	0:44.77	15	0:48.22	53	0:32.85	4	5:41.99	13	70.40	12
13	*SELLIER Michael	FRA		2.00	0:37.23	10	0:41.51	4	0:42.29	4	0:45.85	7	0:43.45	10	0:45.25	17	0:54.42	38	0:32.85	4	5:42.85	6	70.57	13
14	*KWIATEK Bartlomiej	POL		0.00	0:40.74	39	0:44.63	21	0:44.02	12	0:49.18	24	0:47.93	36	0:45.92	20	0:46.19	8	0:34.95	14	5:53.56	14	70.71	14
15	*TORTELLA Enrico	ITA		0.00	0:41.91	51	0:42.90	11	0:43.19	10	0:46.90	11	0:52.00	65	0:39.80	2	0:47.78	12	0:36.33	28	5:50.81	15	72.16	15
16	*SJOBERG Thomas	SWE		0.00	0:36.49	4	0:43.28	55	0:45.88	18	0:44.86	5	0:43.11	8	0:44.01	47	0:47.97	14	0:36.85	31	5:42.45	16	72.49	16
17	*STOVER Kimberly	USA		0.00	0:40.62	37	0:51.30	54	0:46.91	23	0:45.68	6	0:46.05	26	0:46.63	23	0:50.56	25	0:36.48	29	6:04.23	19	72.85	17
18	*VINCK Renaud	FRA		0.00	0:41.88	50	0:48.09	43	0:45.32	16	0:48.06	15	0:44.75	16	0:43.77	9	0:56.90	49	0:36.19	26	6:04.96	20	72.99	18
18	*ZAREMBOWICZ Thorsten	GER		0.00	0:42.00	52	0:43.29	17	0:58.66	60	0:47.17	13	0:46.14	28	0:47.44	26	0:46.12	7	0:34.15	10	6:04.97	21	72.99	18
20	*BAJAKI Ferenc	HUN		0.00	0:39.31	25	0:46.37	32	0:53.16	50	0:51.60	34	0:44.80	17	0:43.80	10	0:45.55	5	0:40.45	47	6:05.04	22	73.01	20
21	DE LARRARD Sabine	FRA		0.40	0:38.39	17	0:41.70	6	0:42.93	7	0:50.54	30	0:45.76	24	0:44.19	49	0:49.05	21	0:40.93	49	5:53.49	18	73.10	21
22	*COTTI Corrado	ITA		0.80	0:39.36	27	0:41.92	9	0:45.92	19	0:47.07	12	0:46.08	27	0:44.09	48	0:51.26	29	0:37.01	32	5:52.71	17	73.34	22
23	GUERRA Alessandro	ITA		0.00	0:43.30	59	0:47.88	42	0:44.99	14	0:49.24	25	0:45.96	25	0:48.19	29	0:52.48	35	0:37.40	33	6:09.44	24	73.89	23
24	*WEBER Isidor	AUT		0.00	0:40.02	32	0:45.24	24	0:48.32	59	0:48.94	20	0:42.82	6	0:50.13	38	0:47.27	11	0:38.30	40	6:01.04	25	74.21	24
25	*EXNAR Jan	CZE		0.00	0:40.11	33	0:47.52	37	0:45.07	15	0:48.20	16	0:46.73	30	0:50.23	59	0:48.55	19	0:35.71	21	6:02.12	26	74.42	25
26	*RENAUD Eric	SUI		0.00	0:39.48	28	0:45.91	28	0:45.99	20	0:53.95	39	0:45.61	22	0:49.36	35	0:57.45	51	0:35.33	17	6:13.08	28	74.62	26
27	*VAN HEESCH Saskia	NED		0.00	0:38.18	15	0:50.53	53	0:50.87	62	0:48.96	21	0:44.73	15	0:48.80	31	0:47.22	10	0:34.11	9	6:03.40	30	74.68	27
28	*QVARNSTROM Cecilia	SWE		2.00	0:40.24	35	0:46.07	29	0:46.80	22	0:49.25	26	0:42.89	7	0:47.44	56	0:47.08	9	0:36.60	30	5:56.37	23	75.27	28
29	BOHME Oliver	GER		0.00	0:39.26	23	0:47.32	36	0:48.11	28	0:53.81	54	0:50.24	50	0:44.69	14	0:48.08	16	0:38.39	41	6:09.90	31	75.98	29
30	*VAN DEN BROEK Jan	NED		0.00	0:35.51	2	0:44.14	18	0:48.56	30	0:48.72	55	0:48.89	42	0:47.84	28	0:55.99	46	0:35.79	22	6:05.44	33	77.09	30
31	*HELLEGGERS Franciscus	NED		0.00	0:38.63	19	0:54.07	58	1:04.04	64	0:52.24	36	0:44.84	18	0:42.34	43	0:45.13	4	0:34.36	12	6:15.65	34	77.13	31
32	*HARM Mareike	GER		0.00	0:41.31	46	0:43.05	14	0:48.60	31	0:52.96	38	0:46.59	29	0:43.76	8	0:51.53	61	0:38.63	42	6:06.43	35	77.29	32
33	*NEILL Pam	GBR		0.00	0:39.68	30	0:44.35	20	0:50.43	41	0:49.61	29	0:45.07	19	0:56.00	54	0:49.89	56	0:45.56	59	6:20.59	36	78.12	33
34	DIEKER Christoph	GER		0.00	0:42.22	55	0:45.11	23	0:49.04	34	0:55.00	45	0:53.69	57	1:00.45	63	0:49.84	22	0:35.35	18	6:30.70	37	78.14	34
35	FABIAN Laszlo	HUN		0.00	0:41.01	41	0:48.13	44	0:49.21	35	0:57.68	49	0:49.42	45	0:51.47	40	0:55.21	43	0:39.83	46	6:31.96	38	78.39	35
36	*KOSTRZEWA Adrian	POL		0.00	0:38.02	14	0:47.01	35	0:45.62	17	0:52.22	35	0:50.87	52	0:49.06	33	0:54.16	36	0:56.02	66	6:32.98	39	78.60	36

37	PROVOOST Christiaan	NED		0.00	0:38.66	21	0:46.14	30	0:48.16	29	0:55.37	46	0:49.22	44	0:45.29	51	0:56.02	47	0:46.99	61	6:25.85	41	79.17	37	
38	BLOMBERG Anneli	SWE		0.60	0:39.15	22	0:49.73	50	0:51.93	43	0:54.16	42	0:49.92	48	0:51.70	41	0:51.74	32	0:44.94	57	6:33.27	40	79.25	38	
39	*SIMOES Antonio	POR		0.00	0:41.47	48	0:46.84	34	0:55.34	55	0:57.85	50	0:51.05	54	0:47.40	24	0:51.85	33	0:45.11	58	6:36.91	42	79.38	39	
40	CHEREL Yannick	FRA		0.00	0:40.93	40	0:58.01	61	0:46.58	21	0:52.60	37	0:48.22	38	0:50.86	60	0:51.67	31	0:39.10	43	6:27.97	43	79.59	40	
41	KOOPMAN Robert	USA		3.20	0:43.06	58	0:47.54	38	0:47.38	25	0:48.80	17	0:41.63	55	0:38.33	30	0:50.27	58	0:35.25	16	5:52.26	32	79.65	41	
42	KWIATEK Weronika	POL		5.60	0:40.23	34	0:47.86	41	0:44.71	13	0:50.61	31	0:47.10	32	0:46.35	22	0:50.11	57	0:35.15	15	6:02.12	26	80.02	42	
43	*MUNOZ FERNANDEZ Ana	ESP		6.00	0:39.67	29	0:45.36	25	0:50.14	40	0:48.81	18	0:44.55	13	0:52.85	44	0:55.70	45	0:36.16	25	6:13.24	29	80.65	43	
44	*HESSLO Glenn	SWE		0.00	0:39.35	26	0:48.89	63	0:50.52	42	0:54.02	40	0:49.72	46	0:50.11	37	0:51.19	59	0:41.64	51	6:25.44	44	81.09	44	
45	LUNARDON Flavio	ITA		0.00	0:42.14	54	0:49.13	47	0:53.08	49	0:54.47	43	0:49.73	47	1:03.33	64	0:57.66	52	0:39.62	45	6:49.16	45	81.83	45	
46	RISCH Leonhard	SUI		0.00	0:36.64	6	0:45.86	27	0:55.08	54	1:10.00	62	0:54.72	60	0:52.53	61	0:50.45	23	0:36.25	27	6:41.53	46	82.31	46	
47	BROOS Daniel	BEL		0.00	0:46.09	66	0:53.39	56	0:56.21	57	1:06.47	58	0:51.74	56	0:53.41	45	0:56.22	48	0:38.15	38	7:01.68	47	84.34	47	
48	VAN DEN BROEK Martin	NED		0.00	0:41.34	47	0:53.56	57	0:50.82	61	1:01.63	63	0:53.89	58	0:51.32	39	0:57.19	50	0:41.56	50	6:51.31	48	86.26	48	
49	*WENTEIN Mark	BEL		0.40	0:45.19	65	1:18.73	66	0:58.19	58	0:59.59	52	0:50.91	53	0:47.41	25	0:51.45	30	0:42.57	53	7:14.04	49	87.21	49	
50	DOBRETSBERGER Andrea	AUT		0.00	0:42.01	53	0:55.17	60	0:53.63	51	1:02.14	57	0:59.51	64	0:59.20	58	1:01.68	63	0:48.81	63	7:22.15	51	88.43	50	
51	*KURKA Libor	CZE		0.00	0:43.55	60	0:49.63	49	1:09.47	66	0:59.93	53	1:05.60	68	0:54.53	50	0:55.28	44	0:42.73	54	7:20.72	52	90.14	51	
52	*PEACOCK William	USA		0.00	0:43.05	57	0:49.38	48	0:56.17	56	0:56.02	47	1:05.79	67	1:06.85	65	1:04.71	64	0:49.91	64	7:31.88	53	90.38	52	
53	*BOGACZ Sebastian	POL		3.40	0:40.42	36	0:47.77	39	0:52.37	45	1:01.41	56	0:55.18	61	0:56.57	55	1:07.36	67	0:57.38	67	7:18.46	50	91.09	53	
54	*LAWRENCE Elizabeth	AUS		0.00	0:44.01	63	0:50.30	52	0:52.76	47	1:10.52	64	0:48.35	41	0:53.36	62	0:52.23	62	0:46.17	60	6:57.70	54	91.54	54	
55	SCHILTZ Franz	LUX		0.00	0:43.65	61	0:46.43	33	0:52.67	46	1:08.24	60	0:55.74	62	0:53.53	46	1:05.88	65	1:16.54	68	7:42.68	55	92.54	55	
56	*GROVES Robin	USA		0.00	0:46.93	69	0:46.35	31	0:47.53	26	0:46.51	8	0:45.50	21	0:46.11	21	0:50.74	26	0:38.01	37	6:07.68	56	93.54	56	
57	*BOHLMANN Detlef	GER		0.00	0:47.84	70	0:47.82	40	0:49.48	36	0:49.50	28	0:47.03	31	0:57.46	57	0:48.89	20	0:34.47	13	6:22.49	57	96.50	57	
58	*PINEDA GONZALES Mario	ESP		0.80	0:37.70	11	0:45.83	26	0:48.74	32	1:04.75	67	0:50.54	51	0:45.12	16	0:52.46	34	0:38.26	39	6:23.40	58	97.48	58	
59	*BUYTAERT Patrick	BEL		1.00	0:41.63	49	0:48.15	45	1:27.29	69	1:08.86	61	0:54.66	59	0:55.53	52	1:07.11	66	0:54.05	65	7:57.28	59	98.46	59	
60	*JAMBOR Vilmos	HUN		0.00	0:41.18	43	0:54.06	67	0:54.66	53	0:54.05	41	0:47.59	34	0:48.82	32	0:54.63	40	0:40.90	48	6:35.89	60	99.18	60	
61	*LANTOS Gabor	HUN		0.00	0:37.75	12	0:44.77	22	0:52.35	44	0:47.77	14	0:44.51	12	1:28.17	68	0:50.45	23	0:36.03	23	6:41.80	61	100.36	61	
62	*JELINEK Jan	CZE		0.00	0:43.83	62	1:17.80	69	0:48.75	33	0:51.51	33	0:48.00	37	0:49.28	34	0:55.12	41	0:39.42	44	6:53.71	62	102.74	62	
63	SZILAGYI Zsolt	HUN		0.00	0:38.65	20	0:55.78	64	0:54.50	52	1:03.72	66	0:48.27	40	0:44.65	13	0:51.39	60	0:38.00	36	6:34.96	63	102.99	63	
64	TOSCANI Anna	ITA		0.00	0:44.09	64	0:55.09	59	1:05.38	65	0:59.55	51	0:58.18	63	1:10.41	66	1:11.34	68	1:23.88	69	8:27.92	64	103.58	64	
65	RIGAMONTI Antonio	ITA		0.00	0:47.78	67	0:48.78	46	1:11.40	68	1:23.06	68	0:59.87	66	1:04.94	67	1:06.17	69	0:42.23	52	8:04.23	65	144.85	65	
EL	CROOKSTON Donna	USA		0.00	0:38.37	16	0:48.69	62	0:47.06	24	0:56.61	48	0:50.85	69	0:53.83	69	0:51.20	28	0:44.35	56	6:30.96	67	-	EL	
EL	CARRETTA Alfonso	ITA		2.80	0:43.02	56	0:49.97	51	0:52.94	48	0:56.58	70	0:49.98	49	0:55.96	53	0:54.53	39	0:42.95	55	6:45.93	68	-	EL	
EL	*MIKKONEN Arja	FIN		0.00	0:41.26	44	0:48.00	70	0:46.73	70	0:53.90	65	0:48.22	38	0:51.79	42	0:51.16	27	0:37.80	35	6:18.86	69	-	EL	
EL	*SANJUAN FANDOS Carlos	ESP		0.00	0:41.09	42	0:51.50	65	0:51.47	63	1:06.85	59	0:49.18	43	0:49.88	36	0:58.89	55	0:47.85	62	6:56.71	70	-	EL	
RE	*JONES Michelle	AUS		0.00	0:55.77	68	1:11.97	68	1:10.69	67	-	69	-	-	-	-	-	-	-	-	-	3:18.43	66	-	RE